

LONG SERIES

PHONE: 516.328.3300 • FAX: 516.326.8827 • WWW.SDP-SI.COM

> MATERIAL:

- Hubs - Set Screw Type: Brass
- Clamp Type: Beryllium Copper
- Bellows - Phosphor Bronze
- Set Screws - Stainless Steel

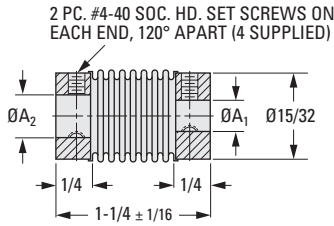

> MISALIGNMENT COMPENSATION:

Max. Angular Offset: 10°

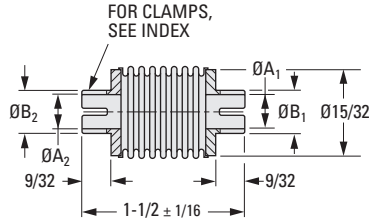
> SPECIFICATIONS:

- Tin plate
- Zero backlash
- Available with clamp or set screw type hubs
- Maximum speed: 2000 rpm

Available on request: Special couplings.
For additional information, see preceding technical data.



Set Screw Type



Clamp Type

INCH COMPONENT

Catalog Number		A ₁ Dia. +.0005 -.0000	A ₂ Dia. +.0005 -.0000	B ₁ Dia. +.000 -.003	B ₂ Dia. +.000 -.003
Set Screw Type	Clamp Type				
S9901Z-G417-01	S9901Z-G418-01	.1200	.1200		
S9901Z-G417-02	S9901Z-G418-02	.1248	.1248	.187	.187
S9901Z-G417-03	S9901Z-G418-03	.1873	.1873	.250	.250
S9901Z-G417-04	S9901Z-G418-04	.2498	.2498	.312	.312
S9901Z-G417-12	S9901Z-G418-12		.1248		.187
S9901Z-G417-13	S9901Z-G418-13	.1200	.1873	.187	.250
S9901Z-G417-14	S9901Z-G418-14		.2498		.312
S9901Z-G417-23	S9901Z-G418-23	.1248	.1873	.187	.250
S9901Z-G417-24	S9901Z-G418-24		.2498		.312
S9901Z-G417-34	S9901Z-G418-34	.1873	.2498	.250	.312

