



# Elatech® Conveying Applications

# Polyurethane belts for conveying applications

## Backings

The unique chemical and mechanical features of ELATECH® belts together with the possibility of a wide range of backings in different materials make ELATECH® belts ideal for all conveying applications where synchronization is required. The engineer designer has unlimited possibilities to make a unique design.

### Minimum pulley diameter

The minimum pulley diameter can be calculated by means of the "pulley multiplier" shown for each type of backing.

**Minimum pulley diameter = backing thickness x pulley multiplier  $C_p$ .**

As a general rule, we may say that the smaller the pulley, the thinner the backing has to be.

The diameters obtained are valid for application with speed up to 1 m/s and a temperature of 20° C.

If smaller pulley diameters are needed, please contact Elatech technical dept.

### Drive with reverse bending

ELATECH® polyurethane timing belts are suitable for drives with reverse bending. Tension should be adjusted, depending on backing hardness.

### Temperature range

The choice of the correct backing may allow the conveying of hot items. However, the toothed structure of the belt must not be exposed to temperatures over 80° C.

The minimum contact temperature should be -10° C for all backing materials, however, special material compounds may be available for lower temperatures. In such cases, please check with Elatech technical department.

### Coefficient of friction

The values shown in the table refer to the approximate static coefficient of friction against steel.

In order to reduce the pulley's diameter, it is possible to splice the backing allowing a better flexibility. Pulley diameter, should never be smaller than the minimum diameter recommended for the standard belt.

Please ask Elatech technical dept. for further details on coefficient of friction with other materials.

### Colours

Standard colours shown in the table may change without notice. Special/personalized colours are available on

request.

### Chemical resistance

The values given in the table for the resistance to oils and fat of each backing material are purely indicative and may vary depending on the concentration and the temperature of chemical agents. When in doubt, please check with Elatech technical department.

### General remarks

Elatech wide range of different backings can be grouped into four main categories: cellular, PVC & PU, rubber, and special. Each different category provides special features and top quality performance and endurance making the various backings especially suitable for specific applications. These features include different degrees of hardness, cellular, fabric, felt or solid material compounds, different levels of grip, FDA-compliant materials, antistatic materials, different resistance to oils and fats, and different resistance to abrasion, tear and wear.

Such variety, combined with top quality mechanical and technical properties and state of the art manufacturing systems and techniques including the application of different flights and cleats, the combination of different backing materials, the slitting and grinding of the final product to match exact dimensions and shapes without any burrs or any other imperfections left on the surface, as well as water jet cutting for extremely precise perforations, make Elatech coated belts the best and the most reliable solution for specific applications in the most diversified fields of industry.

**Polyamide fabric backings**

The special polyamide fabric backings allow a reduction of the friction coefficient and when applied on teeth, decrease noise in high speed drives. They are very useful in applications with sliding surfaces or product accumulation. Polyamide fabrics with antistatic properties are available.

<b>PAZ</b>	Polyamide backing on tooth side. Reduces coefficient of friction and allows a smoother tooth engagement.
<b>PAR</b>	Polyamide backing on back side. Reduces coefficient of friction.
<b>PAZ-PAR</b>	PAZ-PAR: Polyamide backing on both tooth and back side.

**Coefficient of static friction**




- Polyurethane on steel  $\mu = 0,7$
- Polyamide on steel  $\mu = 0,35$
- Polyurethane on aluminium  $\mu = 0,8$
- Polyamide on aluminium  $\mu = 0,45$

Elatech Code	TZ11	TZ21	TZ15	TZ25
Description	PAZ Standard	PAR Standard	PAZ Antistatic	PAR Antistatic
	Nylon fabric on teeth	Nylon fabric on back	Antistatic nylon fabric on teeth	Antistatic nylon fabric on back






Polyurethane / Rubber foam backings are easily compressible according to the cellular structure of the material. Due to this main characteristic, common applications are: labelling equipment, light and/or fragile materials conveying, glass and paper industry, vacuum conveyors.


**Pulley diameter:  $C_D$  • Backing Thickness**

Elatech Code	CFX	PY50	PY70
Description	CELLOFLEX	PU YELLOW 50	PUYELLOW 70
			
Material	Microcellular elastomeric polyurethane	Polyurethane	Polyurethane
Colour	brown/yellow	yellow	yellow
Hardness [Sh.A]	-	50	70
Standard thickness [mm]	3 - 10	2 - 3 - 4 - 5 - 6 - 8 - 10	2 - 3 - 4 - 5 - 6 - 8 - 10
Max contact temperature	+80°C	+70°C	+80°C
Oil and fat resistance	medium	high	high
Coefficient of static friction on steel	0,3	0,8	0,75
FDA food grade	No	No	No
Pulley multiplier $C_D$	16	20	25

**Pulley diameter:  $C_D$  • Backing Thickness**

Elatech Code	SYL-B	SYL-V	SYL-M
Description	SYLOMER BLU	SYLOMER GREEN	SYLOMER BROWN
			
Material	Elastomeric PUR	Elastomeric PUR	Elastomeric PUR
Colour	blue	green	brown
Hardness [Sh.A]	-	-	-
Standard thickness [mm]	6 - 12 - 25	6 - 12 - 25	6 - 12 - 25
Max contact temperature	+70°C	+70°C	+70°C
Oil and fat resistance	medium	medium	medium
Coefficient of static friction on steel	0,5	0,5	0,5
FDA food grade	No	No	No
Pulley multiplier $C_D$	12	14	15




**Pulley diameter:  $C_D \cdot$  Backing Thickness**

Elatech Code	POR
Description	POROL
	
Material	Cellular rubber
Colour	black
Hardness [Sh.A]	ca 15
Standard thickness [mm]	3 - 5 - 8 - 10 - 15
Max contact temperature	+70°C
Oil and fat resistance	medium
Coefficient of static friction on steel	0,8
FDA food grade	No
Pulley multiplier $C_D$	6




PVC has a high coefficient of friction and a good resistance to acids. Due to its versatility, it is used in many applications in the paper, glass, ceramic industry, labelling and packing equipment. Its quality allows the application in food industry processes.

Among all synthetic materials and rubber compounds, polyurethane is the material which offers the best resistance to abrasion. Polyurethane films of different thickness and different shore hardness, applied on ELATECH® belts, are an ideal solution in many applications in the wood processing, ceramic and glass industry. On request it is possible to supply polyurethane backings approved for food contact.




### Pulley diameter: $C_D$ • Backing Thickness

Elatech Code	FBPU	FBPVC	PUR70
Description	FISHBONE PU	FISHBONE PVC	PUR70
			
Material	PU	PVC	PU
Colour	transparent	white	transparent
Hardness [Sh.A]	70 / 85	65	70
Standard thickness [mm]	4	4	2 - 5
Max contact temperature	+70°C	+80°C	+70°C
Oil and fat resistance	medium	high	high
Coefficient of static friction on steel	0,7	0,7	0,7
FDA food grade	No	Yes	No
Pulley multiplier $C_D$	18	18	25


### Pulley diameter: $C_D$ • Backing Thickness

Elatech Code	PUR85	PVCW	PVCG
Description	PUR85	PVC WHITE	PVC GREEN
			
Material	PU	PVC	PVC
Colour	transparent	white	green
Hardness [Sh.A]	85	ca 65	ca 40
Standard thickness [mm]	2 - 5	2,3	1,0
Max contact temperature	+70°C	+90°C	+90°C
Oil and fat resistance	high	medium	high
Coefficient of static friction on steel	0,6	1,0	0,9
FDA food grade	No	Yes	No
Pulley multiplier $C_D$	30	35	40

Pulley diameter:  $C_D$  • Backing Thickness




Elatech Code	SG50R	SG60	SG70
Description	SUPERGRIP 50 R	SUPERGRIP 60 GL	SUPERGRIP 70 Y
			
Material	Thermoplastic compound	PVC	PU
Colour	red	green	yellow
Hardness [Sh.A]	55	60	70
Standard thickness [mm]	4,5 - 12	4,5	4,5
Max contact temperature	+80°C	+90°C	+80°C
Oil and fat resistance	medium	medium	high
Coefficient of static friction on steel	0,9	0,9	0,8
FDA food grade	No	No	No
Pulley multiplier $C_D$	12	12	12

Pulley diameter:  $C_D$  • Backing Thickness




Elatech Code	MG
Description	MINIGRIP PVC
	
Material	PVC
Colour	green
Hardness [Sh.A]	ca 65
Standard thickness [mm]	1,5
Max contact temperature	+100°C
Oil and fat resistance	medium
Coefficient of static friction on steel	0,4
FDA food grade	No
Pulley multiplier $C_D$	40

Many different rubber backings in both synthetic and natural rubber are available. Due to rubber's high friction coefficient and high temperature resistance, ELATECH® polyurethane belt with rubber backing is used in many different conveying application: paper industry, ceramic industry, wood processing industry, glass industry, labelling and packaging machines.

### Pulley diameter: $C_D \cdot$ Backing Thickness

Elatech Code	SG50T	LTX	LNP
Description	SUPERGRIP 50 RT	LINATEX	LINAPLUS
			
Material	Natural rubber	Natural rubber	Natural rubber
Colour	red	red	white
Hardness [Sh.A]	40	ca 40	ca 40
Standard thickness [mm]	4,5	2,4 - 3,2 - 4,8 - 6,4 - 8,0 - 9,6	2,4 - 3,2 - 4,8 - 6, 4 - 8,0 - 9,6
Max contact temperature	+80°C	+70°C	+70°C
Oil and fat resistance	low	low	low
Coefficient of static friction on steel	1,0	1,1	1,1
FDA food grade	No	No	Yes
Pulley multiplier $C_D$	15	15	15

### Pulley diameter: $C_D \cdot$ Backing Thickness


Elatech Code	LTR	NBR	NBR-W
Description	LINATRILE	NITRILE	NITRILE
			
Material	Nitrile rubber	Nitrile rubber	Nitrile rubber
Colour	orange	black	white
Hardness [Sh.A]	ca 55	65	65
Standard thickness [mm]	3 - 6	-	-
Max contact temperature	+110°C	+110°C	+80°C
Oil and fat resistance	medium	high	high
Coefficient of static friction on steel	1,0	0,7	0,7
FDA food grade	No	No	No
Pulley multiplier $C_D$	20	18	18



**Pulley diameter:  $C_D$  • Backing Thickness**




Elatech Code	TNX	VTN	RP400
Description	TENAX / ISOGUM	VITON	YELLOW RUBBER
			
Material	Rubber	FKM Fluoroelastomer	Natural rubber
Colour	red	black	yellow
Hardness [Sh.A]	40	ca 75	ca 35
Standard thickness [mm]	2 - 15	2 - 4	3 - 4 - 5 - 6 - 8 - 10 - 12 - 15 20 - 25 - 30
Max contact temperature	+60°C	+275°C	+65°C
Oil and fat resistance	low	high	low
Coefficient of static friction on steel	0,75	0,7	1,2
FDA food grade	No	No	No
Pulley multiplier $C_D$	15	30	13

**Pulley diameter:  $C_D$  • Backing Thickness**




Elatech Code	CRX
Description	CORREX
	
Material	Para rubber
Colour	brown
Hardness [Sh.A]	ca 40
Standard thickness [mm]	6 - 10
Max contact temperature	+60°C
Oil and fat resistance	low
Coefficient of static friction on steel	0,9
FDA food grade	No
Pulley multiplier $C_D$	15

Special backings are available in quite a different range of materials to cover even the most demanding design requirements.


**Pulley diameter:  $C_D$  • Backing Thickness**

Elatech Code	APL	SLC	SLCPU
Description	APL	SILICONE	SILICONE
			
Material	Thermoplastic compound	Silicon	Special silicon compound
Colour	red-purple	transparent	white
Hardness [Sh.A]	55	30	60
Standard thickness [mm]	3,5	3 - 10	3 - 10
Max contact temperature	+60°C	+200°C	+120°C
Oil and fat resistance	high	high	high
Coefficient of static friction on steel	0,7	1,0	0,85
FDA food grade	No	No	No
Pulley multiplier $C_D$	25	20	20


**Pulley diameter:  $C_D$  • Backing Thickness**

Elatech Code	SLCF	TG50	TG70
Description	SILICONE FDA	TECNOGUM 50	TECNOGUM 70
			
Material	Silicon	Thermoplastic rubber compound	Thermoplastic rubber compound
Colour	blue	red	red
Hardness [Sh.A]	30	ca 50	ca 70
Standard thickness [mm]	3 - 10	1 - 6	1 - 6
Max contact temperature	+220°C	+80°C	+80°C
Oil and fat resistance	high	high	high
Coefficient of static friction on steel	1,1	0,7	0,6
FDA food grade	Yes	No	No
Pulley multiplier $C_D$	20	20	25

**Pulley diameter:  $C_D$  • Backing Thickness**


Elatech Code	CHRL	TZ26	RIB-H-APL
Description	CHROME LEATHE	TZ PAR	MULTIRIB
			
Material	Chrome leather	HDPE	Thermoplastic compound
Colour	grey / blue	green	red
Hardness [Sh.A]	-	-	60
Standard thickness [mm]	3	0,3	3,5
Max contact temperature	+80°C	+80°C	+80°C
Oil and fat resistance	high	high	medium
Coefficient of static friction on steel	0,8	0,18	-
FDA food grade	No	No	No
Pulley multiplier $C_D$	30	-	-

**Pulley diameter:  $C_D$  • Backing Thickness**

Elatech Code	RIB-H-PU70
Description	MULTIRIB
	
Material	PU
Colour	trasparent
Hardness [Sh.A]	70
Standard thickness [mm]	3,5
Max contact temperature	+70°C
Oil and fat resistance	medium
Coefficient of static friction on steel	-
FDA food grade	No
Pulley multiplier $C_D$	-

# ELATECH® EMF – Mechanical Fastening System


ELATECH® EMF - Mechanical Fastening System allows in many conveying applications cost savings associated with being able to design equipment around the installation principle of EMF.



## Features

- EMF has no exposed metal parts, therefore no metal contact is made with pulleys, so it runs very quietly. Since there are no exposed metal parts, EMF will not damage conveyed products like competing metal based mechanical fastening alternatives.
- EMF maintains the same minimum pulley requirements as the belt and can operate with back bend idlers.
- It is excellent for belt applications with special backings such as Linatex, Supergrip, PVC, Fishbone, etc. EMF fits snug, which eliminates gaps otherwise seen in competing designs.
- It is suitable for belts with profiles for quick installation, saving time and money.
- EMF installs in seconds, making it the fastest timing belt installation for product conveyance.
- There is no need for time-consuming field welding.
- It is simple to install and requires no cumbersome or expensive field welding equipment.
- It can be custom designed according to the application strength needed. EMF can reach the same strength as the traditional welding.
- It is available on all pitches, making it a “must have” for all of your customer’s conveying applications.

Conveying Applications



## ELATECH® EMF

Profile	Width [mm]	Number of pins	Max working tension [N]	Carbon pin
T 5	10	5	96	
	16	5	144	
		8	224	
	20	5	176	
		8	232	
	25	5	176	
		8	256	
	32	5	304	
		8	450	
	50	5	360	
8		480		
T 10	16	4	216	
		8	320	
		12	640	
	20	4	240	
		4	304	•
		8	504	•
	25	11	680	•
		4	400	•
		8	576	•
	32	12	880	•
		4	624	•
		8	1120	•
	50	11	1480	•
		4	800	
		8	1600	
	75	11	1760	
		4	1040	
		8	2000	
11		2280		
4		536		
11		1600		
32	4	784		
	6	1200		
	4	960		
	11	3040		
	4	1600		
	11	3560		
100	4	2130		
	11	7600		
	10	5	144	
	16	5	168	
	8	240		
	20	5	280	
25	8	320		
	5	208		
	8	288		
	5	320		
	8	380		
	5	440		
50	8	600		
	4	256		
	8	500		
	12	960		
	4	344		
	4	384	•	
25	8	624	•	
	11	904	•	
	4	640	•	
32	8	800	•	
	12	1200	•	
	4	880	•	
50	8	1680	•	
	11	2160	•	
	4	1040		
75	8	2320		
	11	2640		
	4	1440		
100	8	2720		
	11	3440		


Profile	Width [mm]	Number of pins	Max working tension [N]	Carbon pin
AT 20	25	4	800	
		11	1760	
	32	4	1200	
		6	1520	
	50	4	1600	
		11	4400	
	75	4	1920	
		11	6080	
	100	4	2700	
		11	7700	
HT 5	10	5	120	
	15	5	168	
		8	240	
	20	5	224	
		8	296	
	25	5	280	•
		8	376	•
	32	5	320	•
		8	510	•
	50	5	480	•
		8	640	•
	75	4	728	
		8	1096	
	100	5	800	
8		1520		
HT 8	15	5	256	
	20	5	360	
		5	376	•
	25	10	784	•
		14	960	•
	30	5	400	
		11	960	
	50	5	800	•
		10	1440	•
		14	2080	•
22		2300	•	
75	5	1320		
	10	2400		
	14	2880		
	9	2320		
100	5	1760		
	10	3200		
	14	3600		
	5	1120		
55	5	1600		
	85	5	2400	

Profile	Width [mm]	Number of pins	Max working tension [N]	Carbon pin
RP 5	10	5	120	
		5	168	
	15	8	240	
		5	224	
	20	8	296	
		5	280	•
	25	8	376	•
		5	320	•
	32	8	510	•
		5	480	•
	50	8	640	•
		4	728	
	75	8	1096	
		5	800	
100	8	1520		
	5	256		
RP 8	15	5	256	
		5	360	
	20	5	376	•
		5	376	•
	25	10	784	•
		14	960	•
	30	5	400	
		11	960	
	50	5	800	•
		10	1440	•
		14	2080	•
		22	2300	•
	75	5	1320	
		10	2400	
14		2880		
9		2320		
100	5	1760		
	10	3200		
	14	3600		
	5	1120		
RP 14	55	5	1600	
	85	5	2400	

Profile	Width [mm]	Number of pins	Max working tension [N]	Carbon pin
ST 5	10	5	120	
		5	168	
	15	8	240	
		5	224	
	20	8	296	
		5	280	•
	25	8	376	•
		5	320	•
	32	5	480	•
		8	640	•
50	4	728		
	8	1096		
100	5	800		
	8	1520		
ST 8	15	5	256	
		5	360	
	20	5	376	•
		10	784	•
	25	14	960	•
		5	400	
	30	11	960	
		5	800	•
	50	10	1440	•
		14	2080	•
22		2300	•	
5		1320		
75	10	2400		
	14	2880		
	9	2320		
	5	1760		
100	10	3200		
	14	3600		
	40	5	1120	
	55	5	1600	
ST 14	85	5	2400	
	12,7	4	144	
L	19,05	5	256	
	25,4	5	288	•
	38,1	5	480	
	50,8	5	560	•
	76,2	5	1000	
	101,6	5	1200	
H	12,7	4	160	
	19,05	4	240	
	25,4	4	304	•
	38,1	4	520	
	50,8	4	640	•
	76,2	4	880	
XH	101,6	4	1120	
XH	50,8	10	3060	

### SAFELOCK - EMF PIN MODULE (PATENT PENDING)

- Better adhesion due to the pin with milled edges
- Available for all the EMF standard range
- Made in stainless steel



# ELATECH® EFT – False Tooth System


EFT is ELATECH mechanical profile application system specially designed for fastening cleats that cannot be welded onto polyurethane timing belts. Zinc-coated or stainless steel teeth are available, either with our embedded tooth or total tooth design.

With the total tooth design, the EFT replaces the entire tooth of the belt and is safely secured by means of two threaded holes. The embedded tooth design prevents any metal-to-metal contact, ensuring more silent operation.

## Total tooth design



## Embedded tooth design



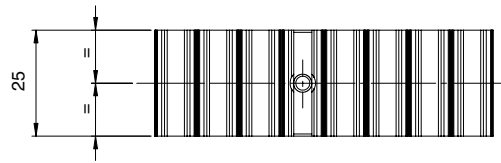
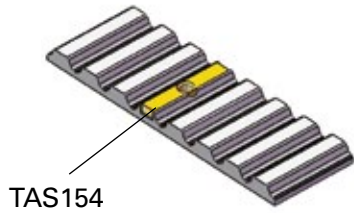
Many are the advantages offered by ELATECH® EFT:

- EFT allows to apply cleats that cannot be welded onto polyurethane timing belts because of their overall dimension and/or material (such as steel, stainless steel, plastic, urethane, wood etc.)
- EFT is in stock in stainless suitable for food and pharmaceutical industry and humid environments.
- EFT design has a self-centering effect on profile positioning, which makes it more precise than welded profiles.
- EFT can handle much higher loads than welded profiles, making it a strong solution.
- EFT is the precise solution eliminating any welded profile positioning tolerances. The profile positioning tolerance for EFT mirrors the ELATECH® timing belt tooth pitch tolerance.

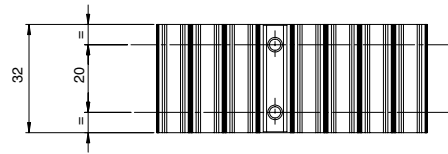
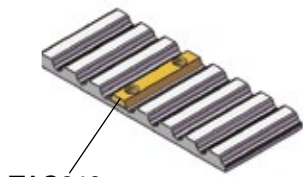
- EFT is flexible, allowing customers to reposition cleats for regularly scheduled application changes
- EFT is economical because customers can replace worn profiles without having to replace the entire belt.
- EFT is available in any of the following profiles: AT10, AT20, H, XH with or without self-tracking guide.
- EFT allows to use basic belts in all their possible executions: Flex, welded, with PAZ or PAR, FDA PU, steel, aramid or stainless steel cord.



**TAS154** - suitable for AT10 and H profile 25 mm wide, one pin

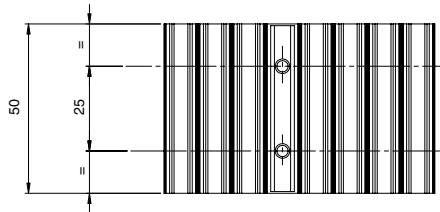
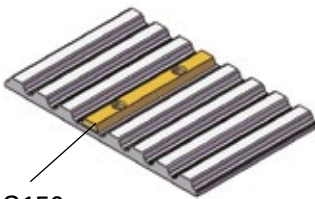


**TAS210** - suitable for AT10 profile 32 mm wide, two pins at 20 mm centre distance



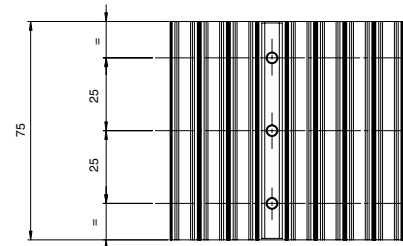
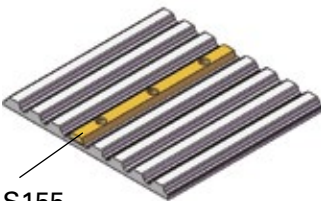
TAS210

**TAS150** - suitable for AT10 profile, 50 mm wide, two pins at 25 mm centre distance



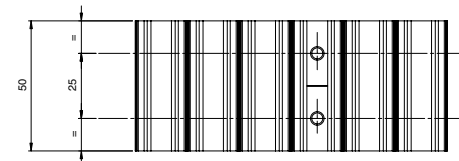
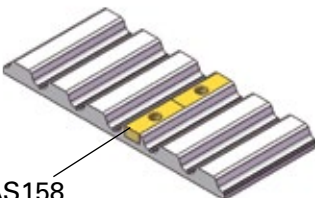
TAS150

**TAS155** - suitable for AT10 profile, 75 mm wide, three pins at 25 mm centre distance



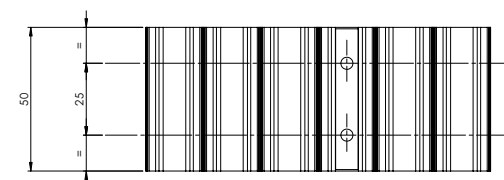
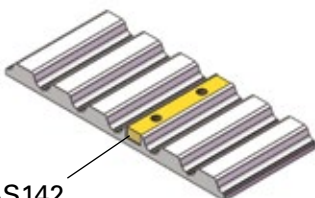
TAS155

**TAS158** - suitable for AT20 and XH profile, 25-50-75-100 mm wide, number of pins multiple of 25 mm centre distance



TAS158

**TAS142** - suitable for AT20 and XH profile, 50 mm wide, two pins at 25 mm centre distance

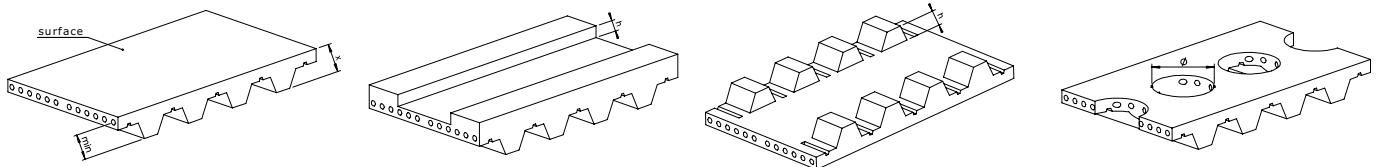


TAS142

# Mechanical processing

Thanks to top quality, state of the art machinery and techniques such as water jet cutting, ELATECH® timing belts can be mechanically processed to perform special and complex tasks. The extremely precise machining and finishing operations guarantee the respect of the strictest tolerance requirements and the maximum reliability of ELATECH® timing belts in all the most complex and demanding industrial applications. Depending on the application requirements, mechanical

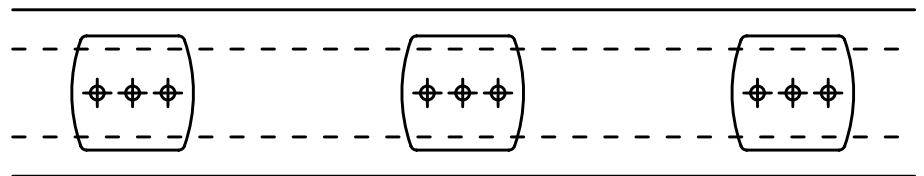
processing may include longitudinal milling of the teeth and/or of the back, back and side grinding, teeth removal, belt surface perforation and/or engraving, as well as surface preparation for the application of special profiles.



The great precision and the versatility of water jet cutting technology allow the creation of bores of any dimensions and shapes, from the smallest to the largest, from perfectly circular to oval or square.



Special backings can also be machined to optimize the performance of the belts in special applications. A typical example is the hollow milling of the backing to create a “vacuum cup effect” and maximize the suction provided by water jet cut bores. In this case, perfect suction is also granted by the absence of any tension members within the vacuum areas.



In another application, the thick V-shaped yellow PU backing on a belt used for transporting aluminium bars is slitted transversely to enhance the flexibility of the belt itself and to improve its revolution around smaller pulleys.





# ELATECH<sup>®</sup> polyurethane belts with profiles

It is possible to attach profiles on all ELATECH<sup>®</sup> M and V, ELA-flex SD<sup>®</sup> and iSync<sup>®</sup> polyurethane belts for conveying, handling and positioning applications. The cleats are produced in the same material of the belts in order to guarantee the maximum strength.

The belts with profiles allow a synchronised translation of the products at very high speeds and low noise. A very wide range of profiles is available. If the required profile is not shown in the following pages, please contact our technical office.

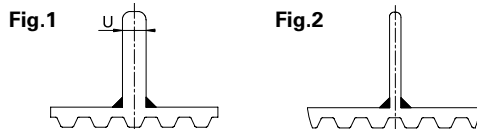


## Pitch

It is recommended to choose the pitch of the profile corresponding to the belt profile or multiple. This allows to minimize the effects of the belt overall length tolerance on profile spacing.

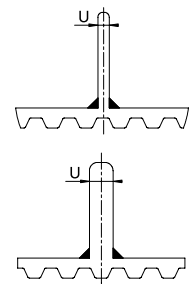
## Position

Profile position may be over the tooth or not over the tooth. Belt flexibility is maximized when the profiles are applied over the tooth.



## Arc of contact

It is to be noted that the belt's arc of contact may be restricted by the jointed profile. It is therefore recommended to select profiles with the minimum allowable thickness "U".



## Tolerances

The tolerance of position of the profiles is +/- 0,5 mm. If required it is possible to reduce the tolerance down to +/- 0,2 mm with an extra machining. During the welding process a bead of polyurethane of about 0,5-1 mm develops at the meeting point between the profile and the belt. Should it be necessary for the application, it is possible to remove the bead with mechanical machining.

Belt type	Profile thickness "U" [mm]																							
	2	3	5	6	8	10	12	14	16	20	25	30												
	Recommended minimum pulley number of teeth z																							
T5	14	20	14	30	20	45	25	50	40	60	60	100	80	-	100	-	-	-	-	-	-	-	-	
T10	16	20	16	20	16	30	16	40	20	50	25	50	35	60	50	70	80	80	100	100	120	120	-	-
T20	20	20	18	20	18	25	18	40	18	50	20	50	25	50	30	60	40	60	50	60	70	80	-	-
AT5	12	20	12	30	20	45	25	50	40	60	60	100	-	-	100	-	-	-	-	-	-	-	-	
AT10	18	20	18	20	18	30	18	40	20	50	25	50	35	60	50	70	80	80	100	100	120	120	-	-
AT20	20	20	20	20	20	25	20	40	20	50	20	50	25	50	40	40	50	50	50	60	70	80	100	100
XL	10	20	10	30	20	45	25	50	40	60	50	100	60	100	-	-	-	-	-	-	-	-	-	-
L	12	16	12	20	12	40	20	50	30	60	40	60	50	70	60	80	100	100	-	-	-	-	-	-
H	14	16	14	16	14	25	14	30	20	50	25	50	40	60	50	70	80	80	100	100	120	120	-	-
XH	18	18	18	20	18	20	18	30	18	40	20	50	20	50	25	55	35	60	50	60	70	80	-	-
HTD5M	12	20	12	30	20	45	25	50	40	60	60	100	80	-	100	-	-	-	-	-	-	-	-	-
HTD8M	18	18	18	18	18	24	18	32	18	40	20	40	28	48	40	56	64	64	80	80	100	100	-	-
HTD14M	28	28	28	28	28	28	28	40	28	50	28	50	28	50	30	60	40	50	50	60	100	100	110	110
STD5M	12	20	12	30	20	45	25	50	40	60	60	100	80	-	100	-	-	-	-	-	-	-	-	-
STD8M	18	18	18	18	18	24	18	32	18	40	20	40	28	48	40	56	64	64	80	80	100	100	-	-

Minimum number of teeth when the profile is welded on tooth gap (fig. 2)

Minimum number of teeth when the profile is welded on tooth (fig. 1)


## Ordering

When ordering it is necessary to indicate: type of belt (width, profile, pitch, length), the belt length in number of teeth, the belt and profile drawing with the number and the pitch of the requested profiles.

# ELACLEATS

download in CAD or PDF format  
the most suitable cleat

Elatech online cleat selection  
support at ↓



# elatech.com

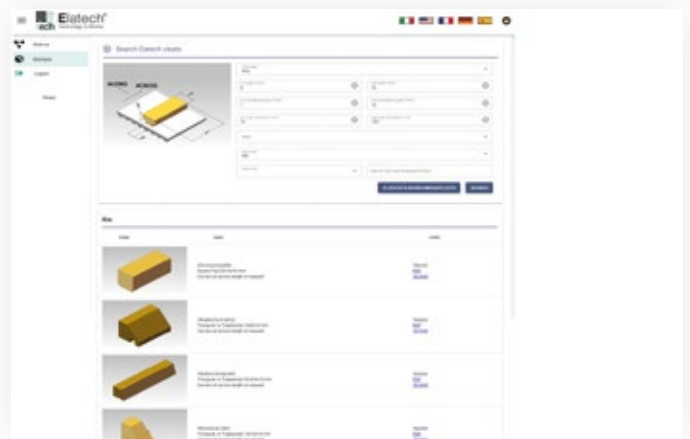
ELATECH® offers a wide variety of custom-made and standard cleats specially designed for different applications in many industries. ELACLEATS is a web-based tool for quickly selecting among ELATECH® standard cleats by shape, size and features.

2D and 3D drawings can be easily downloaded for the selected cleats.

### ALWAYS UP TO DATE

ELACLEATS online version is always up to date with new types and sizes.

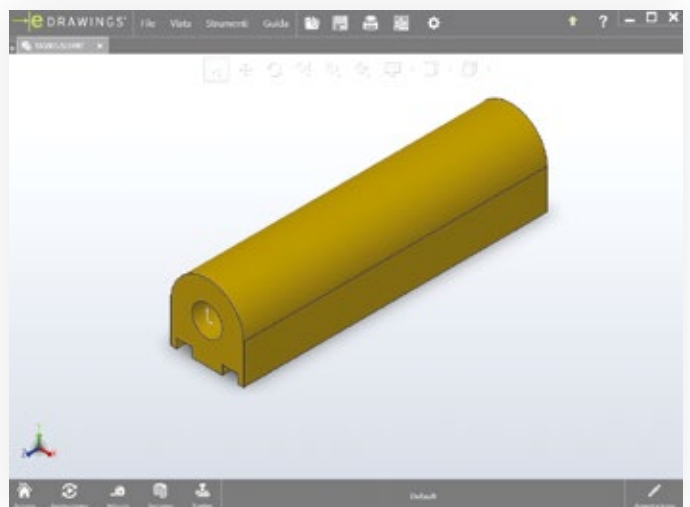
› RELIABLE SOLUTIONS!



### FAST AND EASY

ELACLEATS offers an intelligent search for a quick selection of most suitable cleat with an easy to follow menu for fastest navigation.

› SAVE YOUR TIME!

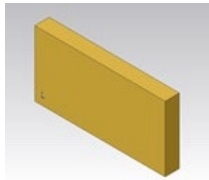


### COMPREHENSIVE RANGE



ELACLEATS offers widest range of cleats to optimize your conveying application.

› IMPROVE EFFICIENCY!

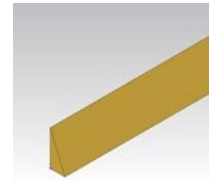
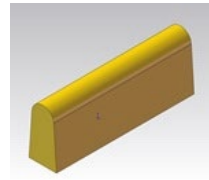
# › HUNDREDS OF CLEATS AVAILABLE FOR ALL APPLICATIONS!




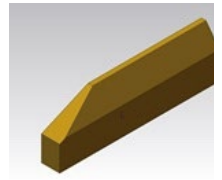
**ST** = Square Top: flat faces at right angles to each other



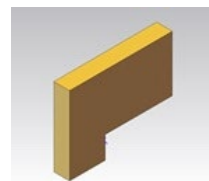
**RT** = Round Top: the upper part of the cleat has a rounded shape



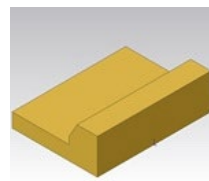
**TR** = Triangular or Trapezoidal: flat faces, some of which are not at right angles to other faces; cross-sections can be triangular, trapezoidal, pentagonal, etc.




**TT** = "T" Shaped: a portion of the cleat (usually the upper one) is wider than the rest, so that a cross-section resembles the shape of a capital "T"





**AN** = Angular Shape: two portions of the cleat are set at an angle to each other



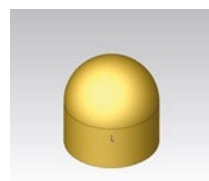
**GB** = Gusset Back: having a fin on one side that is not attached to the belt but rests on it and increases rigidity when the cleat is pushed in one direction



**CR** = Cradle Shape: "U" or "V" shaped so that an object can rest in the seat created by the sides of the cleat



**CY** = Cylindrical Shape: a cylinder with vertical or horizontal axis



**SP** = Special Shape: any other shape, usually a structure especially designed for a specific use

